

Specification and scope of supply of P50.20

Description	Specification/scope of supply
Max component length	884mm
Max component width	589mm
Max component thickness	150mm
Max component weight	100kg – UDL (Uniformly Distributed Load)
Measuring accuracy, length & width**	+/- 20/40 µm*
Measuring accuracy, height** (Optional)	+/- 100 µm
Measuring speed**	<0.25sec
Camera	Industrialised ultra high resolution professionally mounted in sealed enclosure
Dot Laser height measuring device (Optional)	Class III R precision laser
Computer processor	Intel Quad Core
Processor speed	<3GHz
Hard disk	<125Gb
Screen	20 inch flatscreen or better
Peripheral equipment	Keyboard and optical mouse
Operating software	Windows 10- 64 Bit
Proprietary InspecVision software	Inspection, SPC, Reporting, Reverse engineering
Data cable	USB2 or USB3
Computer cabinet (Optional)	Industrial dust-proof enclosure
Light table construction	Extruded aluminium frame with acrylic cladding
Light table measuring surface	Laminate glass, toughened with integral diffusion layer
Light source	High efficiency LEDs
Mast construction	Extruded aluminium
Power supply	230 Volt, single phase, 50Hz or 110 Volt, single phase, 60Hz on request
Power consumption	6 Amp maximum at 230 Volt, 10 Amp max at 110 Volt
Control panel	Control switches for power, camera and lights. Main power indicator
EC directives	Compliant with Machinery, Low voltage and EMC Directives
Colour	Natural aluminium and blue acrylic
Ambient operating conditions	10-30 degree C
Approx Footprint/installed width/ depth/ height/ weight of installed Light table and Mast	1121 (W) x 983mm (D) x 2626mm (H) <200kgs
Approx Footprint/installed width/ depth/ height/weight of installed Computer Cabinet (inc keyboard tray) <i>Optional</i>	587mm (W) x 900mm (D) x 1675 (H) <100kgs
Standard packing	Export crates suitable for sea shipping
Warranty	One year limited warranty on hardware and software
Optional extended warranty	Two or three year extended warranty (requires software upgrade option)
Software support option	Annual support contract provides free software upgrades

*The first accuracy value specifies the accuracy achieved over most of the table,


the second accuracy value specifies the accuracy achieved at table edges

**Accuracy results are verified on standard production machines using tests based on ISO 10360

Actual measuring accuracies achieved will depend on operating environment, user input, quality and condition of materials

Errors and omissions excepted

Due to our policy of continuous improvement specifications are subject to change without notice, please contact factory or your InspecVision dealer



Manufacturer:

InspecVision Ltd

10 Trench Road

Mallusk

Newtownabbey BT36 4TY

Co Antrim United Kingdom

Telephone: +44 (0) 28 90 844 012

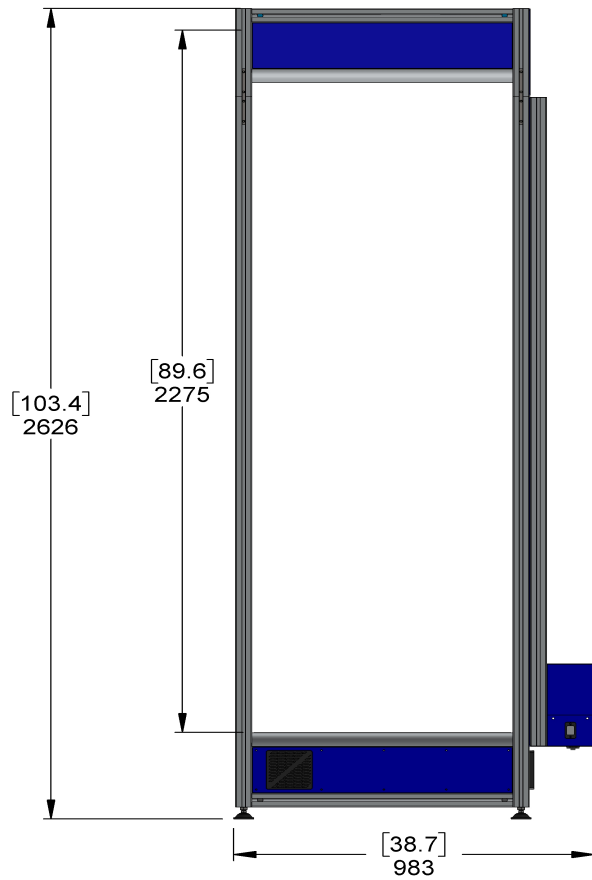

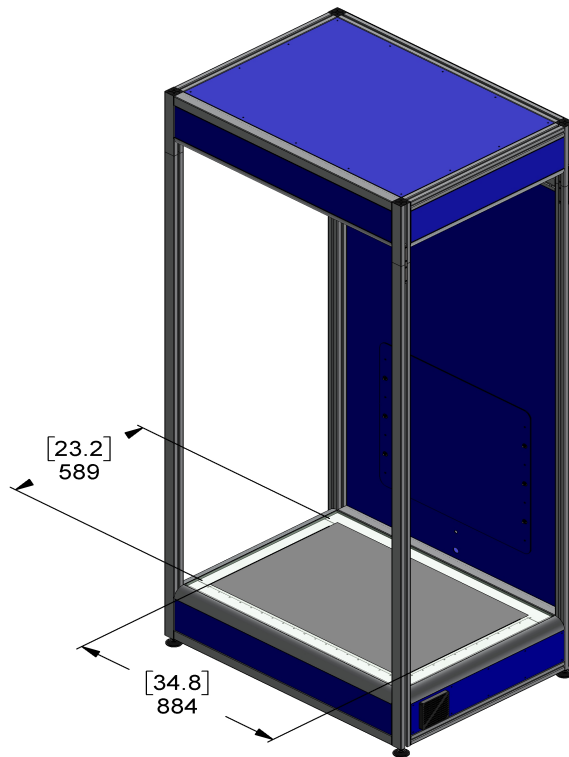
Telefax: +44 (0) 870 706 1614

Email: Info@InspecVision.com

Web Address: www.InspecVision.com

Distributor Details:

P50.20 Schematic



DIMENSIONS IN BRACKETS ARE IN INCHES
[983 DIMENSION BECOMES 1246 WITH SURFSCAN OPTION]